



**The Town of Greater Napanee
2021 Operating Budget**

	2020 Approved Budget	2021 Draft Budget	2021 \$ Change	2021 % Change	2022 Draft Budget	2023 Draft Budget	2024 Draft Budget	2025 Draft Budget
Payment In Lieu	(81,368)	(188,720)	(107,352)	131.9%	(188,720)	(188,720)	(188,720)	(188,720)
Provincial Grants	(1,649,800)	(1,633,900)	15,900	-1.0%	(1,633,900)	(1,633,900)	(1,633,900)	(1,633,900)
Other Municipal Revenue	(910,000)	(888,232)	21,768	-2.4%	(717,994)	(657,994)	(627,994)	(617,994)
PUC Interest	(45,000)	(40,000)	5,000	-11.1%	(35,000)	(35,000)	(40,000)	0
Surplus	(450,000)	(350,000)	100,000	-22.2%	(250,000)	(150,000)	(50,000)	0
General Government	3,341,654	3,649,506	307,852	9.2%	3,400,447	3,484,511	3,550,153	3,617,414
Policing	3,922,232	4,061,226	138,994	3.5%	4,175,385	4,260,274	4,346,860	4,433,918
Fire and Emergency Plan	2,113,051	2,246,132	133,081	6.3%	2,298,371	2,361,326	2,426,044	2,466,667
Animal By-Law	110,171	166,551	56,380	51.2%	185,089	189,634	194,295	199,075
Conservation Authority	196,417	195,916	(501)	-0.3%	212,605	246,857	251,194	255,618
Building Inspection	96,624	109,487	12,863	13.3%	115,690	122,138	128,839	135,801
Land Use Planning	228,674	248,046	19,372	8.5%	254,984	286,077	293,078	300,294
Roads Maintenance	2,450,126	2,674,377	224,251	9.2%	2,854,239	2,929,651	3,007,276	3,087,196
Roads Winter Control	672,791	687,573	14,782	2.2%	759,359	775,994	793,004	810,400
County Roads	(668,894)	(542,409)	126,485	-18.9%	(576,122)	(583,022)	(589,921)	(596,816)
Garbage Recycling	703,206	667,129	(36,076)	-5.1%	682,181	397,409	404,580	415,956
Parks and Facilities Admin	432,580	509,888	77,307	17.9%	580,979	596,420	613,505	632,911
Programs	127,503	124,821	(2,682)	-2.1%	127,379	129,990	132,665	135,406
Arena	576,415	684,629	108,214	18.8%	678,912	695,524	632,661	605,056
Splash Pad	27,040	27,670	630	2.3%	28,179	28,757	29,347	29,949
Municipal Buildings	259,795	291,659	31,864	12.3%	251,687	257,172	259,613	264,223
Parks/Ball Fields	490,419	507,208	16,789	3.4%	520,816	534,793	549,150	563,897
Economic Development/Tourism	141,798	143,449	1,651	1.2%	150,164	153,919	157,772	161,725
Health and Safety	139,810	143,961	4,151	3.0%	147,617	151,373	155,230	159,193
Cemeteries		118,500	118,500	100.0%	132,090	134,732	137,426	140,175
One Time Funding - Safe Restart		(446,400)	(446,400)	100.0%	0	0	0	0
Growth		(260,000)	(260,000)		(131,681)	(141,544)	(144,879)	(149,322)
Total 2021 Capital Budget	12,225,243	12,908,066	682,822	5.29%	14,022,755	14,346,370	14,787,277	15,228,121
Capital Contribution to Fleet	450,000	459,000	9,000	2.00%				
Current Year Equipment, Building and Land Improvements	367,500	298,967	(68,533)	-18.60%				
Roads and Bridges	332,500	0	(332,500)	-100.00%				
Transfers from Surplus	(450,000)	(350,000)	100,000	-22.20%				
Less Growth		(9,000)	(9,000)	100.00%				
Total Capital	700,000	398,967	(301,033)	-43.00%				
Total Operating and Capital	12,925,243	13,307,033	381,789	2.95%				



The Town of Greater Napanee
2021 Capital Budget

	2020 Budget	Tax Levy	Municipal Reserves	Development Charges	Water Wastewater Reserves	Government Grants	Operating Transfer	Other	Total Funding
Information Technology									
Access Control Hardware - Deferred in 2020	10,000		(10,000)						(10,000)
SPC CCTV -Approved in 2020, expensed in 2021	30,000		(30,000)						(30,000)
By-Law Pickup Replacement	60,000		(60,000)						(60,000)
Laptop Hardware Replacement	60,000		(60,000)						(60,000)
Downtown CCTV Server	20,000		(20,000)						(20,000)
Cell Phone Replacement	20,000		(20,000)						(20,000)
Fire									
Fire Vehicle Replacement 10-53 - Deferred in 2020	70,000		(70,000)						(70,000)
Fire Vehicle Replacement 11-54 - Deferred in 2020	70,000		(70,000)						(70,000)
Fire Vehicle Replacement 11-55 - Deferred in 2020	70,000		(70,000)						(70,000)
SCBA Equipment Replacement - Preapproved October 13, 2020 Regular Meeting of Council	450,000		(450,000)						(450,000)
2021 PPE Replacement	35,827	(35,827)							(35,827)
2021 Equipment Replacement	52,140	(52,140)							(52,140)
Fire Master Plan - Capital Funding Portion	70,000			(63,000)			(7,000)		(70,000)
4 Storey Stair Tower (Training House)	40,000		(20,000)					(20,000)	(40,000)
Public Works									
Dash Cameras	6,716		(6,716)						(6,716)
AVL Sensors and Modems	16,000		(16,000)						(16,000)
02-25 Single Axle Dump Truck with plow	280,000		(280,000)						(280,000)
12-48 Ford Escape Replacement	45,000		(45,000)						(45,000)
06-16 Tandem Dump Truck with plow	325,000		(325,000)						(325,000)
07-19 Tandem Dump Truck with plow	325,000		(325,000)						(325,000)
Ashphalt Hotbox Trailer	46,000		(46,000)						(46,000)
Roads									
Crushing of Concrete and Asphalt	85,000		(85,000)						(85,000)
Engineering for 2022 Projects	75,000					(75,000)			(75,000)
Benn's Point Road from County Rd 8 to the endSingle Surface Treatment	15,150					(15,150)			(15,150)
Big Creek Rd from County Rd 8 to Civic 3537Single Surface Treatment	33,034					(33,034)			(33,034)
Galt Street from County Road 8 to the endSingle Surface Treatment	50,528					(50,528)			(50,528)
Ridge Rd from County Rd 8 to the endSingle Surface Treatment	24,738					(24,738)			(24,738)
Huyck Street from County Rd 8 to the endSingle Surface Treatment	43,415					(43,415)			(43,415)
Cuthill Lane from County Rd 9 to the endSingle Surface Treatment	18,613					(18,613)			(18,613)
Woodcock St from County Rd 1 to Oliver Side RdSingle Surface Treatment	60,561					(60,561)			(60,561)
Smith Rd from County Rd 8 to Big Creek RdSingle Surface Treatment	7,533					(7,533)			(7,533)
East St from Dundas ST E. to Mill StReconstruction	203,520					(203,520)			(203,520)
Mill St. from East St to John StReconstruction	203,520					(203,520)			(203,520)
Oliver Side Road Bridge	915,840		(501,683)			(414,157)			(915,840)
Lime Lake Rd from Henderson Rd to Hogs Back RdPulverize, 75 mm A Gravel, DST	267,572		(267,572)						(267,572)
Bayview Drive from County Rd 9 to the endPulverize, 75 mm A Gravel, DST	65,969		(65,969)						(65,969)
Old Boat Ramp Rd from Sherman's Point to Bayview DrPulverize, 75 mm A Gravel, DST	8,537		(8,537)						(8,537)
Graham St from Centre St to East StReconstruction	356,160		(356,160)						(356,160)
McKnight's Culvert	22,998		(22,998)						(22,998)
Winchester Dr from Bridge St to the endPaved Rd with Concrete Curb	188,948		(188,948)						(188,948)
Commercial Court fromRichmond Blvd to the endPaved Road	232,934		(232,934)						(232,934)
Perry Rd from Big Creek Rd to Townline RdPulverize, 75 mm A Gravel, DST	158,542		(158,542)						(158,542)
Drive In Road from Cty Rd 41 to Pringle Side RdPulverize, 75 mm A Gravel, DST	201,697		(201,697)						(201,697)



The Town of Greater Napanee
2021 Capital Budget

	2020 Budget	Tax Levy	Municipal Reserves	Development Charges	Water Wastewater Reserves	Government Grants	Operating Transfer	Other	Total Funding
Environmental									
Engineering for 2022 Projects	75,000				(75,000)				(75,000)
Mill St from Centre St to John St - Inground Works	228,960				(228,960)				(228,960)
East St from Dundas St E to Mill St - Inground Works	228,960				(228,960)				(228,960)
Graham St from Centre St to East St - Inground Works	304,920				(304,920)				(304,920)
Reservoir Line Replacement	254,400				(254,400)				(254,400)
Secondary Raw Water Line	125,000				(125,000)				(125,000)
River Intake	150,000				(150,000)				(150,000)
Drive In Rd Water Main Replacement	152,640				(152,640)				(152,640)
A.L. Dafoe DWS: Pumps, Equipment and Building Maintenance	78,500				(78,500)				(78,500)
Sandhurst Shores DWS: Pumps, Equipment and Building Maintenance	21,000				(21,000)				(21,000)
Water Meter Purchase	115,000				(115,000)				(115,000)
WPCP Upgrades	2,000,000				(1,000,000)	(1,000,000)			(2,000,000)
WPCP Pump Replacement	28,000				(28,000)				(28,000)
Grange Lift Station - Spare Pump	21,000				(21,000)				(21,000)
12-47 Ford Escape Replacement	45,000				(45,000)				(45,000)
Parks									
SPC HVAC 4 Heat Exchangers	15,000		(15,000)						(15,000)
60 inch Mulch on Demand Mower (with Trade in)	20,000		(20,000)						(20,000)
72 inch Side Discharge Mower	25,000		(25,000)						(25,000)
Water Fountain for Splash Pad	5,000		(5,000)						(5,000)
Dock Replacement (Adolphustown & Sherman's)	30,000		(30,000)						(30,000)
Hart Subdivision Park	350,000			(350,000)					(350,000)
Land Improvements	21,713		(21,713)						(21,713)
Conservation Park Washroom	8,000		(8,000)						(8,000)
12-66 Ford Escape Replacement	45,000		(45,000)						(45,000)
Facilities									
Conservation Building Exterior (Roof, Siding, Garage Doors)	25,000		(25,000)						(25,000)
Town Hall Ashphalt and Concrete Steps	15,000		(15,000)						(15,000)
Library Chimney Repair	15,000		(15,000)						(15,000)
North Fred Contribution for Jump Start Program	211,000	(211,000)							(211,000)
12 Market Square Repairs	32,360		(32,360)						(32,360)
Building Needs Study	50,000			(45,000)			(5,000)		(50,000)
Total 2021 Capital Budget	10,037,945	(298,967)	(4,270,829)	(458,000)	(2,828,380)	(2,149,769)	(12,000)	(20,000)	(10,037,945)

**The Corporation of the Town of Greater Napanee
By-law No. 2021-0001**

A By-law to Adopt the 2021 Greater Napanee Utilities Water and Sewer Services Operating and Capital Budgets and the 2021 Impost Fees and to Amend By-law No. 2011-07 (A By-law Respecting Water and Sewage Service Charges in the Town of Greater Napanee), as amended

WHEREAS The Corporation of The Town of Greater Napanee (the “Town”) owns, operates and maintains the A.L. Dafoe Water Works and the Sandhurst Shores Water Works;

AND WHEREAS the Town owns, operates and maintains the Greater Napanee Sewage Works;

AND WHEREAS Section 11(3) of the *Municipal Act, 2001*, S.O. 2001, Chapter 25 authorizes the Town to pass by-laws respecting public utilities that includes water and sewage works and services;

AND WHEREAS Section 391(1) and (2) of the *Municipal Act, 2001*, authorizes the Town to pass by-laws imposing fees or charges on any class of persons for services or activities provided or done by or on behalf of the Town and for capital costs payable by the Town for sewage and water services which the Town will provide to those persons after the fees and charges are imposed;

AND WHEREAS Council of the Town passed By-law No. 2011-07, being a by-law respecting water and sewage service charges in the Town of Greater Napanee on January 25, 2011, as amended;

AND WHEREAS Council deems it expedient to amend the said by-law to modify fees charged for water and sewage services;

NOW THEREFORE the Council of The Corporation of the Town of Greater Napanee hereby enacts as follows:

1. That the 2021 Greater Napanee Utilities Operating and Capital Budgets, attached hereto as Schedule ‘A’ to this by-law, be hereby adopted.
2. That the 2021 Greater Napanee Utilities Impost Rates, attached hereto as Schedule ‘B’ to this by-law, be hereby adopted.
3. That Schedules ‘1’, ‘2’, ‘3’ and ‘4’ to By-law No. 2011-07 relating to Water and Sewer Service Charges as amended, be further amended by deleting said Schedules ‘1’, ‘2’, ‘3’ and ‘4’ as amended and replacing them with Schedule ‘C’ attached hereto and forming part of this by-law.

By-law No. 2021-0001 - To Adopt the 2021 Greater Napanee Utilities Water and Sewer Services Operating and Capital Budgets and the 2021 Impost Fees and to Amend By-law No. 2011-07, as amended


-
4. That any by-law or part thereof that conflicts with this by-law shall be hereby repealed.
 5. This by-law shall come into force and take effect on the date it is finally passed.


Read a first and second time and finally passed this 12th day of January 2021.


Marg Isbester, Mayor

Susan Beckel, Clerk

**Schedule "A" to By-law No. 2021-0001
2021 Greater Napanee Utilities Operating and Capital Budgets**

	E	O	Q	S	T
7	 Town of Greater Napanee 2021 Draft Budget	2020 Budget	Projected Ending Balance	2021 Budget	\$ Increase
8	Utilities Projected Revenues				
9	Sewer Charges - Commercial	-667,134	-561,191	-600,000	67,134
10	Sewer Charges - Residential	-1,171,582	-1,212,961	-1,195,014	-23,432
11	Water Charges - Commercial	-801,779	-699,996	-730,000	71,779
12	Water Charges - Residential	-1,068,245	-1,103,144	-1,089,610	-21,365
13	Penalty and Interest	-45,000	-27,557	-45,900	-900
14	Hydrants, Sprinklers, Sump Pumps	-47,327	-48,258	-48,274	-947
15	Capital Surcharge	-1,198,761	-1,152,170	-1,222,736	-23,975
16	Maintenance Surcharge	-1,198,761	-1,152,170	-1,222,736	-23,975
17	Grant - Federal	0	-3,920	-1,000,000	-1,000,000
18	Interest - Bank	0	0	0	0
19	Cost Recovered Termination/Restorat	-15,000	-10,060	-15,300	-300
20	Cost Recovered - Camera Inspection	-1,500	-2,578	-1,530	-30
21	Special Recoveries	-1,800	-2,106	-1,836	-36
22	Rents	-8,376	-3,600	0	8,376
23	Transfer from Capital Surplus			0	0
24	Transfer from Reserves	0		0	0
25	Enviromental Programs			-70,000	-70,000
26	Septic and Leachate	-113,373	-196,364	-200,000	-86,627
27	Cost Recovered - Hydro	-1,200	-1,412	-1,224	-24
28	Cost Recovered - Meter Sales	-25,000	-18,400	-25,000	-25,000
29					
30	Total Utilities Projected Revenues	-6,364,838	-6,195,887	-7,469,160	-1,104,322
31					
32	Utilities Salaries & Benefits				
43	Wages and Benefits**	1,566,204	1,483,411	1,803,839	237,635
44					
45	Total Utilities Salaries & Benefits	1,566,204	1,483,411	1,803,839	237,635
46	**Note: The 2021 budget increase for wages and benefits is directly related to Council approved collective bargaining and organizational changes linked to the provision of new services. Additional details are provided in the 2021 Utilities Budget Presentation Slideshow (available on the Town of Greater Napanee website).				

	E	O	Q	S	T
7	 Town of Greater Napanee 2021 Draft Budget	2020 Budget	Projected Ending Balance	2021 Budget	\$ Increase
47	Utilities Operating Expenditures				
48	Administrative Expenses	288,110	277,489	319,693	31,583
49	Transfer to Reserves	3,104,208	3,120,156	3,938,358	-190,849
105	Utilities Garage (equipment, vehicles, JH&S)	99,500	77,821	95,390	-4,110
132	Wastewater Treatment - Water Pollution Control Plant (WPCP)	416,810	428,292	436,860	20,050
141	Wastewater Collection - Flushing	25,000	30,000	30,000	5,000
156	Wastewater Collection - Mains	50,050	29,008	50,250	200
167	Wastewater Collection - Clarksville LS	3,280	2,490	3,280	0
180	Wastewater Collection - Grange LS	4,750	3,922	4,750	0
195	Wastewater Collection - Dundas LS	13,740	16,366	13,740	0
213	Wastewater Collection - Hwy 41 LS	11,930	9,117	11,930	0
223	Wastewater Collection - Napier LS	1,000	3,821	1,000	0
236	Wastewater Collection - Victoria LS	5,625	4,316	5,625	0
242	Waterwater Treatment - Lagoons	95,000	88,755	95,000	0
252	Wastewater Collection - Jim Kimmett LS	2,140	1,892	2,240	100
265	Wastewater Collection - EnviroPark Station	4,300	7,502	5,000	700
279	Wastewater Collection - Sewer Service Repairs	45,700	45,576	46,200	500
297	Water Distribution - Watermains	59,850	47,000	59,850	0
316	Water Distribution - Water Meters	4,000	3,977	4,750	750
340	Water Distribution - Bulk Loading Station	1,650	995	1,750	100
346	Quarry	6,450	9,609	9,810	3,360
355	Water Distribution - Reservoir	2,800	1,921	2,900	100
369	Water Distribution - Tower	6,290	5,380	6,520	230
409	Water Treatment - A.L. Dafoe	272,200	246,777	269,525	-2,675
424	Water Distribution Branden BS	22,250	16,463	22,250	0
442	Water Treatment - Lake Station	94,425	88,897	96,250	1,825
451	Water Distribution - McCabe BS	5,700	4,563	5,700	0
466	Water Distribution - Treated Water Storage Tank	3,200	6,833	3,200	0
495	Water Treatment - Sandhurst Shores	62,350	59,237	62,350	0
507	Water Distribution - Water Service Repairs	55,200	45,000	55,200	0
523	Water Distribution - Hydrants	5,750	7,291	5,950	200
524					
525	Total Utilities Operating Expenses	1,669,050	1,570,310	1,726,963	57,913
527					

	E	O	Q	S	T
7	 Town of Greater Napanee 2021 Draft Budget	2020 Budget	Projected Ending Balance	2021 Budget	\$ Increase
528	Utilities Capital Expenditures				
529	Inground Works (including engineering)			837,840	
530	A.L. Dafoe DWS: Raw Water Reservoir Liner Replacement			254,400	
531	A.L. Dafoe DWS: (Secondary Intake) Raw Water Line			150,000	
532	A.L. Dafoe DWS: (Secondary Intake) Improvements			125,000	
533	Drive-In Road Watermain Replacement			152,640	
534	A.L. Dafoe DWS: Pumps, Equipment & Building Maintenance			78,500	
535	Sandhurst Shores DWS: Pumps, Equipment & Building Maintenance			21,000	
536	Water Meter Purchase			115,000	
537	WPCP Upgrades			2,000,000	
538	WPCP Pump Replacement			28,000	
539	Grange Lift Station - Spare Pump			21,000	
540	Office Renovations - 45 Commercial Court			40,704	
541	Vehicle Replacement - Ford Escape #12-47			45,000	
542					
543	Total Capital Expenses	2,579,000		3,869,084	
544					
545	Utilities Budget Summary				
546		2020 Budget	2020 Projected YE	2021 Budget	2021 Variance Over 2020 Budget
547	Operating Expenditures	\$1,669,050	\$1,570,320	\$1,726,963	\$57,913
548	Salaries and Benefits	\$1,566,204	\$1,483,411	\$1,803,839	\$237,635
549	Capital Expenditures	\$2,579,000	\$1,477,599	\$3,869,084	\$1,290,084
550	Total Budget	\$5,814,254	\$4,531,330	\$7,399,886	\$1,585,632
551	Revenue	\$6,364,838	\$6,195,887	\$7,469,160	\$1,104,322
552	Surplus to Reserves			-\$69,274	
553					

Schedule "B" to By-law No. 2021-0001

Greater Napanee 2021 Impost Rates

Residential	Water and Sewer Rates
Each dwelling unit of a building with three or less dwelling units	\$4676.72/dwelling unit
First three dwelling units of a building have four or more dwelling units	\$14,030.17
Each additional dwelling unit of a building with four or more dwelling units larger than 93 m ²	\$4,210.28/dwelling unit
Each additional dwelling unit of a building with four or more dwelling units of 70 m ² to 93m ²	\$3,743.83/dwelling unit
Each additional dwelling unit of a building with four or more dwelling units smaller than 70 m ²	\$3,277.39/dwelling unit
Each dwelling unit of a building subsidized and constructed exclusively for senior citizens	\$2,393.60/dwelling unit
Mobile homes	\$2,393.60/pad

Non Residential, Commercial, Industrial, Institutional and Educational	Water and Sewer Rates
(the rates below apply to floor space below ground level with public access)	
Each institutional bed	\$1,405.47/bed
Each hotel or Motel like accommodation (note that areas used as lobbies, offices, fitness facilities and commercial space are subject to commercial rates.)	\$896.06/bedroom
Floor area up to 1,850 m ² including space below ground level with public access	\$9.39/m ²
Additional floor area between 1,850 m ² and 3,700 m ² including space below ground level with public access	\$4.72/m ²
Additional floor area greater than 3700 m ² including space below ground level with public access	\$2.40/m ²
Minimum for non-residential, commercial, industrial and educational	\$2,234.02
Maximum for non-residential, commercial, industrial and educational	\$44,680.49

These rates above are the minimums that shall apply. The Town may impose further charges where it is considered that water consumption and/or sewage discharge will have a significant impact upon the water and/or sewage systems.

Schedule "C" to By-law No. 2021-0001

2021 RATE SCHEDULE SUMMARY

WATER SERVICE AND SEWER SERVICE BASE CHARGES

Water Meter Size	Bi-Monthly Base Rate for Water	Bi-Monthly Base Rate for Sewer
20mm or less (¾")	\$31.21	\$31.21
25mm (1")	\$44.86	\$44.86
32mm (1 ¼")	\$75.25	\$80.30
37mm (1 ½")	\$100.46	\$108.32
50mm (2")	\$181.50	\$196.97
75mm (3")	\$271.82	\$295.46
100mm (4")	\$362.44	\$393.94
150mm (6") or larger	\$406.62	\$444.62

Note: Where multiple meters are present in one facility, the base rate charge (only one) shall be based upon the largest meter size for water and/or sewer plus \$21.80 for each extra meter provided that the billing for each meter is sent to one individual customer and that the meters service facilities within the same rate class (that is to say only residential or only industrial/commercial/institutional).

WATER AND SEWER CONSUMPTION CHARGES

	Water Rate	Sewer Rate (see note below)
Residential	\$1.02 /m ³	\$1.32 /m ³
Industrial/Commercial		
0 to 1,000 m ³	\$1.02 /m ³	\$1.32 /m ³
greater than 1,000 m ³	\$0.90 /m ³	\$1.15 /m ³

Note: Sewer charges will be based on metered water consumption, unless a sewage meter is installed. Where residential customers are connected to the sewer only - no meter, a rate of 2 m³/day will be applied.

OTHER CHARGES AND ADJUSTMENTS

RESIDENTIAL SERVICES WITHOUT METERS	\$178.71 /30 day for Water only \$402.12 /30 day for Water & Sewer
FIRE HYDRANTS, FIRE STAND PIPES & SPRINKLER SYSTEMS	\$87.25 /Bi-Monthly
PRIVATE HYDRANT ANNUAL INSPECTION	\$104.34 /Hydrant (upon request)
TEMPORARY SERVICE CONNECTION	No Charge for the first one day use \$41.49 /day for services less than 50mm
HYDRANT USE	as per bylaw plus commercial water use charges apply
BULK WATER	\$2.35 /m ³ metered consumption \$51.06 /month minimum charge \$51.06 /load - assisted loading \$2.00 /m ³ - Medium Fill Station
ACCOUNT CHANGES AT CUSTOMER'S	\$38.29 /event
TEMPORARY SERVICE DISCONNECTION OR RE:	\$43.72 includes meter reading \$60.00 surcharge after normal business hours
SERVICES RENDERED	Cost plus 5% (+HST if applicable)
SEWER VIDEO INSPECTION	\$65.67
NEW WATER METER AND APPURTENANCES	Cost with installation at customer's expense
ACCOUNTS IN ARREARS	10% on-time charge on billed amount
TRANSACTION HISTORY/ COPY OF BILL	\$5.00

SURCHARGES

MAINTENANCE RESERVE FUND	33⅓ % of Water & Sewer Charges
MAJOR CAPITAL RESERVE FUND	33⅓ % of Water & Sewer Charges
TSS in excess of 350 mg/L	\$0.78 /kg
PHENOL in excess of 1 mg/L	\$0.78 /kg
BOD in excess of 300 mg/L	\$0.78 /kg
PHOSPHORUS in excess of 10 mg/L	\$13.94 /kg
TKN in excess of 100 mg/L	\$3.11 /kg
LEACHATE Volume	\$9.08 /m ³
LEACHATE based on COD	\$0.39 /COD Value
HOLDING TANK	\$5.71 /m ³
SEPTIC TANK	\$9.08 /m ³
SUMP PUMP 1/6 hp	\$57.39 /Bi-Monthly
SUMP PUMP 1/4 hp	\$84.65 /Bi-Monthly
SUMP PUMP 1/3 hp	\$112.85 /Bi-Monthly